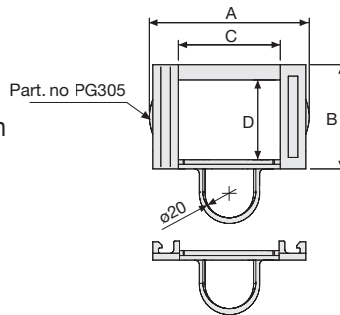


Serie Robot

SR495 Circular Nylon Cable Chains

Inner height (D) 35 mm

Construction by single links and pins in anti-friction material.
Cover, removable from inner radius with extra support for cables of maximum diameter 20 mm.



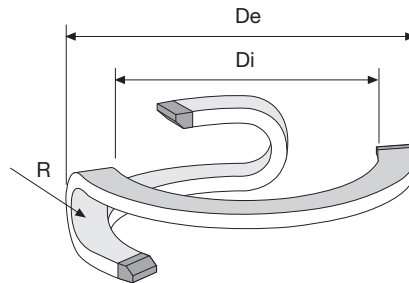
Technical characteristics

Speed	180°/s
Acceleration	180°/s ²

3

For higher requirements please consult our technical dept.

A	B	C	D	R	Weight/pitch	Chain
mm	mm	mm	mm	mm	kg	Part Number
69	45	45	35	100	0,100	SR495



R	Di	De
mm	mm	mm
100	600	755

Length of Chain

Chain Part Numbers	Degrees of Rotation	No of Pitches
SR495	90	13
SR495	180	18
SR495	270	22
SR495	360	26



Steel End Brackets

The end brackets set, containing two steel plates screwed to the links, allows the two ends of the chain to be attached to the equipment. The end brackets are installed in one position offering the possibility of attaching the chain externally. (Fig. A)

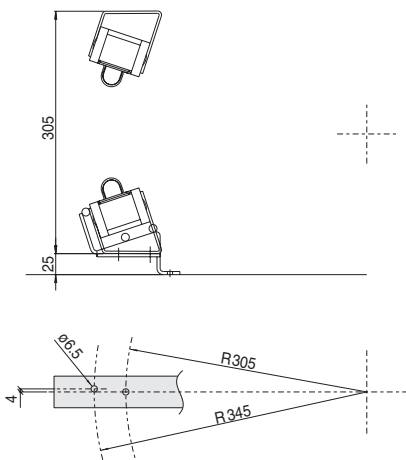


Fig. A

Steel End Brackets Part Numbers

Complete Set Assembled

Chain Type	End Brackets Set
SR495	A495KM

Complete Set Unassembled

SR495	A495K
-------	-------

Support Guide

For correct functioning of the chain it is necessary that the installation is done in a specific position.

For this reason Brevetti Stendalto has observed and created a support guide which can do this. (Fig. B)

For particular applications it is possible to create support guides with attachment plates and special dimensions.

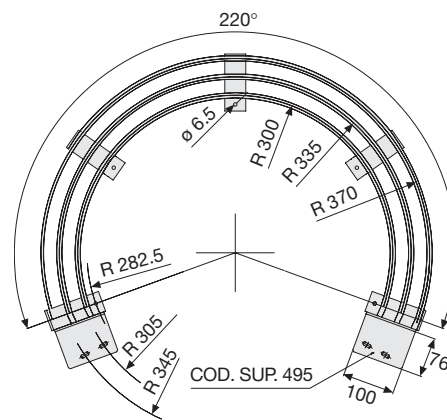


Fig. B

For applications with rotations exceeding 200° it is necessary to use the appropriate accessories for supporting the cable chain. (see page 28).

Serie Robot

SR495

Circular Nylon Cable Chains

For further information please consult Brevetti Stendalto's Technical Office