
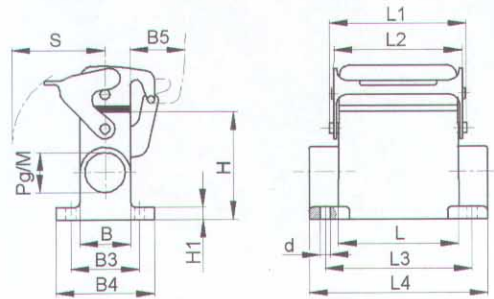


3.1 EPIC® D A - V I N C I H - A

Sockelgehäuse / Surface mount base / Embase en saillie



PG / M



EPIC® H-A Gehäuse: Sockelgehäuse (Schutzdeckel, 2 Kabeleingänge, Längsbügel)

EPIC® H-A housings: surface mount base (cover, 2 cable entries, single locking lever)

Boîtiers EPIC® H-A: embase en saillie (couvercle, 2 entrées de câble, simple levier)

H-A 10

Artikel part article	Art.Nr. part No. N° art.	PG	M	L	L1	L2	L3	L4	B	B1	B2	B3	B4	B5	H	H1	H2	S	d
H-A 10 SDRL-LB 16	70456200	16		63	74,4	71,4	48	80	29,5			40	50	25	57	3,5		36,5	4,5
H-A 10 SDRL-LB 21	70456400	21																	
H-A 10 SDRL-LB M20	79456200		20	63	74,4	71,4	48	80	29,5			40	50	25	57	3,5		36,5	4,5
H-A 10 SDRL-LB M25	79456400		25																

Einsätze / Inserts / Inserts: 1.1: H-A 10 / 1.3: STA 14 / 1.8: H-D 15

Kabelverschraubung / Cable gland / Presse-étoupe: 5.1: Metr. & PG

H-A 16


Artikel part article	Art.Nr. part No. N° art.	PG	M	L	L1	L2	L3	L4	B	B1	B2	B3	B4	B5	H	H1	H2	S	d
H-A 16 SDRL-LB 16	70486200	16		79	90,4	87,8	64	96	29,5			40	50	25	57	3,5		36,5	4,5
H-A 16 SDRL-LB 21	70486400	21																	
H-A 16 SDRL-LB M20	79486200		20	79	90,4	87,8	64	96	29,5			40	50	25	57	3,5		36,5	4,5
H-A 16 SDRL-LB M25	79486400		25																

Einsätze / Inserts / Inserts: 1.1: H-A 16 / 1.3: STA 20 / 1.8: H-D 25

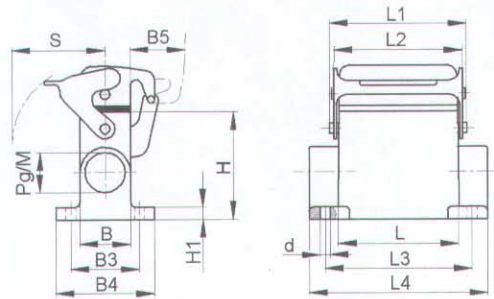
Kabelverschraubung / Cable gland / Presse-étoupe: 5.1: Metr. & PG

3.1 EPIC® D A - V I N C I H - A

Sockelgehäuse / Surface mount base / Embase en saillie



PG / M



EPIC® H-A Gehäuse: Sockelgehäuse (Schutzdeckel, 2 Kabeleingänge, Längsbügel)

EPIC® H-A housings: surface mount base (cover, 2 cable entries, single locking lever)

Boîtiers EPIC® H-A: embase en saillie (couvercle, 2 entrées de câble, simple levier)

H-A 10

Artikel part article	Art.Nr. part No. N° art.	PG	M	L	L1	L2	L3	L4	B	B1	B2	B3	B4	B5	H	H1	H2	S	d
H-A 10 SDRL-LB 16	70456200	16		63	74,4	71,4	48	80	29,5			40	50	25	57	3,5		36,5	4,5
H-A 10 SDRL-LB 21	70456400	21																	
H-A 10 SDRL-LB M20	79456200		20	63	74,4	71,4	48	80	29,5			40	50	25	57	3,5		36,5	4,5
H-A 10 SDRL-LB M25	79456400		25																

Einsätze / Inserts / Inserts: 1.1: H-A 10 / 1.3: STA 14 / 1.8: H-D 15

Kabelverschraubung / Cable gland / Presse-étoupe: 5.1: Metr. & PG

H-A 16

Artikel part article	Art.Nr. part No. N° art.	PG	M	L	L1	L2	L3	L4	B	B1	B2	B3	B4	B5	H	H1	H2	S	d
H-A 16 SDRL-LB 16	70486200	16		79	90,4	87,8	64	96	29,5			40	50	25	57	3,5		36,5	4,5
H-A 16 SDRL-LB 21	70486400	21																	
H-A 16 SDRL-LB M20	79486200		20	79	90,4	87,8	64	96	29,5			40	50	25	57	3,5		36,5	4,5
H-A 16 SDRL-LB M25	79486400		25																

Einsätze / Inserts / Inserts: 1.1: H-A 16 / 1.3: STA 20 / 1.8: H-D 25

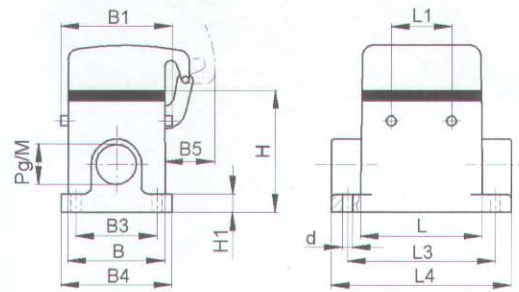
Kabelverschraubung / Cable gland / Presse-étoupe: 5.1: Metr. & PG

3.1 EPIC® D A - VINCI H - A

Sockelgehäuse / Surface mount base / Embase en saillie



PG / M



EPIC® H-A Gehäuse: Sockelgehäuse (Schutzdeckel, 1 Kabeleingang, Bolzen für Querbügel)

EPIC® H-A housings: surface mount base (cover, 1 cable entry, bolts for double locking lever)

Boîtiers EPIC® H-A: embase en saillie (couvercle, 1 entrée de câble, ergots pour double levier)

H-A 32

Artikel part article	Art.Nr. part No. N° art.	PG	M	ZW	L	L1	L2	L3	L4	B	B1	B2	B3	B4	B5	H	H1	H2	S	d
H-A 32 SDR-BO 21	70515200	21		●	82	49,6		94	106	56	70,8		46	57	29	75	4			5,5
H-A 32 SDR-BO 29	70515400	29		●																
H-A 32 SDR-BO M25	79515200		25	●																
H-A 32 SDR-BO M32	79515400		32	●	82	49,6		94	106	56	70,8		46	57	29	75	4			5,5
H-A 32 SDR-BO M40	79515600		40																	

Einsätze / Inserts / Inserts: 1.1: H-A 32 / 1.3: 2 x STA 20 / 1.8: H-D 50

Kabelverschraubung / Cable gland / Presse-étoupe: 5.1: Metr. & PG

EPIC® H-A Gehäuse: Sockelgehäuse (Schutzdeckel, 2 Kabeleingänge, Bolzen für Querbügel)

EPIC® H-A housings: surface mount base (cover, 2 cable entries, bolts for double locking lever)

Boîtiers EPIC® H-A: embase en saillie (couvercle, 2 entrées de câble, ergots pour double levier)

H-A 32

Artikel part article	Art.Nr. part No. N° art.	PG	M	ZW	L	L1	L2	L3	L4	B	B1	B2	B3	B4	B5	H	H1	H2	S	d
H-A 32 SDRL-BO 21	70516200	21		●	82	49,6		94	106	56	70,8		46	57	29	75	4			5,5
H-A 32 SDRL-BO 29	70516400	29		●																
H-A 32 SDRL-BO M25	79516200		25	●																
H-A 32 SDRL-BO M32	79516400		32	●	82	49,6		94	106	56	70,8		46	57	29	75	4			5,5
H-A 32 SDRL-BO M40	79516600		40																	

Einsätze / Inserts / Inserts: 1.1: H-A 32 / 1.3: STA 20 / 1.8: H-D 50

Kabelverschraubung / Cable gland / Presse-étoupe: 5.1: Metr. & PG

3

3.1 EPIC® D A - V I N C I H - A

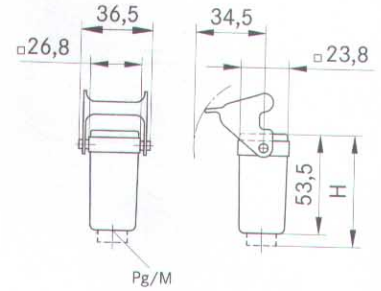
Kupplungsgehäuse / Cable coupler hood / Capot prolongateur



PG



M



EPIC® H-A Gehäuse: Kupplungsgehäuse (Kabeleingang gerade)

EPIC® H-A housings: cable coupler hood (top entry)

Boîtiers EPIC® H-A: capot prolongateur (sortie verticale)

H-A 3

Artikel part article	Art.Nr. part No. N° art.	PG	M	Material material matière	Farbe colour couleur	Verschraubung cable gland presse-étoupe	B	H
H-A 3 MTgvb	10512900	11		Zinkdruckguss / zinc die cast / zinc moulé par injection	grau/grey/grise			
H-A 3 Tgvb	10429200	11		Thermoplast / thermoplastic / plastique thermoformé	schwarz/black/noir			
H-A 3 Tgvb	10429000	11		Thermoplast / thermoplastic / plastique thermoformé	grau/grey/grise			
H-A 3 MTgvb	10429500	11		Zinkdruckguss / zinc die cast / zinc moulé par injection	grau/grey/grise	●		60
H-A 3 Tgvb	10620300	11		Thermoplast / thermoplastic / plastique thermoformé	schwarz/black/noir	●		65
H-A 3 Tgvb	10429100	11		Thermoplast / thermoplastic / plastique thermoformé	grau/grey/grise	●		65
H-A 3 MTgvb M20	19512900		20	Zinkdruckguss / zinc die cast / zinc moulé par injection	grau/grey/grise			
H-A 3 Tgvb M20	19429000		20	Thermoplast / thermoplastic / plastique thermoformé	grau/grey/grise			
H-A 3 Tgvb M20	19429200		20	Thermoplast / thermoplastic / plastique thermoformé	schwarz/black/noir			


Einsätze / Inserts / Inserts: 1.1: H-A 3, H-A 4 / 1.2: H-Q5 / 1.3: STA 6 / 1.8: H-D 7, H-D 8

Deckel / Cover / Couvercle: 6.1: H-A 3

Kabelverschraubung / Cable gland / Presse-étoupe: 5.1: Metr. & PG

3.1 EPIC® D A - VINCI H - A

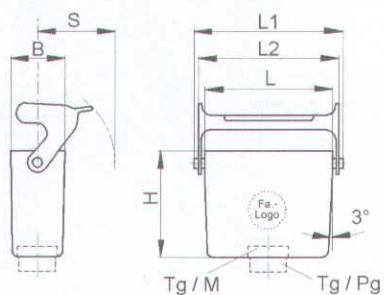
Kupplungsgehäuse / Cable coupler hood / Capot prolongateur



PG



M



EPIC® H-A Gehäuse: Kupplungsgehäuse (Kabeleingang gerade, Längsbügel)

EPIC® H-A housings: cable coupler hood (top entry, single locking lever)

Boîtiers EPIC® H-A: capot prolongateur (sortie verticale, simple levier)

H-A 10

Artikel part article	Art.Nr. part No. N° art.	PG	M	ZW	L	L1	L2	L3	L4	B	B1	B2	B3	B4	B5	H	H1	H2	S	d
H-A 10 TBF-LB 13,5	10439000	13,5		●	63	74,4	71,4			29,5						48				36,5
H-A 10 TBF-LB 16	70450000	16		●																
H-A 10 TBF-LB M20	19439000		20		63	74,4	71,4			29,5						48				36,5
H-A 10 TBF-LB M25	79450000		25																	

Einsätze / Inserts / Inserts: 1.1: H-A 10 / 1.3: STA 14 / 1.8: H-D 15

Deckel / Cover / Couvercle: 6.1: H-A 10

Kabelverschraubung / Cable gland / Presse-étoupe: 5.1: Metr. & PG

H-A 16

Artikel part article	Art.Nr. part No. N° art.	PG	M	ZW	L	L1	L2	L3	L4	B	B1	B2	B3	B4	B5	H	H1	H2	S	d
H-A 16 TBF-LB 16	10563000	16		●	79	90,4	87,8			29,5						53				36,5
H-A 16 TBF-LB M20	19563000		20		79	90,4	87,8			29,5						53				36,5
H-A 16 TBF-LB M25	19563200		25																	


Einsätze / Inserts / Inserts: 1.1: H-A 16 / 1.3: STA 20 / 1.8: H-D 25

Deckel / Cover / Couvercle: 6.1: H-A 16

Kabelverschraubung / Cable gland / Presse-étoupe: 5.1: Metr. & PG

3.1 EPIC® D A - VINCI H - A

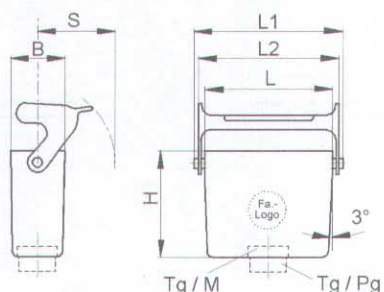
Kupplungsgehäuse / Cable coupler hood / Capot prolongateur



PG



M



EPIC® H-A Gehäuse: Kupplungsgehäuse (Kabeleingang gerade, Längsbügel)

EPIC® H-A housings: cable coupler hood (top entry, single locking lever)

Boîtiers EPIC® H-A: capot prolongateur (sortie verticale, simple levier)

H-A 10

Artikel part article	Art.Nr. part No. N° art.	PG	M	ZW	L	L1	L2	L3	L4	B	B1	B2	B3	B4	B5	H	H1	H2	S	d
H-A 10 TBF-LB 13,5	10439000	13,5		●	63	74,4	71,4			29,5						48				36,5
H-A 10 TBF-LB 16	70450000	16		●																
H-A 10 TBF-LB M20	19439000		20		63	74,4	71,4			29,5						48				36,5
H-A 10 TBF-LB M25	79450000		25																	

Einsätze / Inserts / Inserts: 1.1: H-A 10 / 1.3: STA 14 / 1.8: H-D 15

Deckel / Cover / Couvercle: 6.1: H-A 10

Kabelverschraubung / Cable gland / Presse-étoupe: 5.1: Metr. & PG

H-A 16

Artikel part article	Art.Nr. part No. N° art.	PG	M	ZW	L	L1	L2	L3	L4	B	B1	B2	B3	B4	B5	H	H1	H2	S	d
H-A 16 TBF-LB 16	10563000	16		●	79	90,4	87,8			29,5						53				36,5
H-A 16 TBF-LB M20	19563000		20		79	90,4	87,8			29,5						53				36,5
H-A 16 TBF-LB M25	19563200		25																	


Einsätze / Inserts / Inserts: 1.1: H-A 16 / 1.3: STA 20 / 1.8: H-D 25

Deckel / Cover / Couvercle: 6.1: H-A 16

Kabelverschraubung / Cable gland / Presse-étoupe: 5.1: Metr. & PG

3.1 EPIC® D A - V I N C I H - A

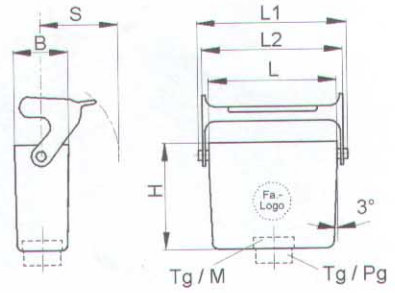
Kupplungsgehäuse / Cable coupler hood / Capot prolongateur



PG



M



EPIC® H-A Gehäuse: Kupplungsgehäuse (Kabeleingang gerade, Längsbügel, hohe Bauform)

EPIC® H-A housings: cable coupler hood (top entry, single locking lever, high version)

Boîtiers EPIC® H-A: capot prolongateur (sortie verticale, simple levier, version haute)

H-A 10

Artikel part article	Art.Nr. part No. N° art.	PG	M	ZW	L	L1	L2	L3	L4	B	B1	B2	B3	B4	B5	H	H1	H2	S	d
H-A 10 TBFH-LB 21	70450400	21		●	63	74,4	71,4			29,5						62				36,5
H-A 10 TBFH-LB M25	79450400		25		63	74,4	71,4			29,5						62				36,5

Einsätze / Inserts / Inserts: 1.1: H-A 10 / 1.3: STA 14 / 1.8: H-D 15

Deckel / Cover / Couvercle: 6.1: H-A 10

Kabelverschraubung / Cable gland / Presse-étoupe: 5.1: Metr. & PG

H-A 16

Artikel part article	Art.Nr. part No. N° art.	PG	M	ZW	L	L1	L2	L3	L4	B	B1	B2	B3	B4	B5	H	H1	H2	S	d
H-A 16 TBFH-LB 16	70480200	16		●	79	90,4	87,8			29,5						67				36,5
H-A 16 TBFH-LB 21	70480400	21		●	79	90,4	87,8			29,5						67				36,5
H-A 16 TBFH-LB M20	79480200		20		79	90,4	87,8			29,5						67				36,5
H-A 16 TBFH-LB M25	79480400		25		79	90,4	87,8			29,5						67				36,5

Einsätze / Inserts / Inserts: 1.1: H-A 16 / 1.3: STA 20 / 1.8: H-D 25

Deckel / Cover / Couvercle: 6.1: H-A 16


Kabelverschraubung / Cable gland / Presse-étoupe: 5.1: Metr. & PG

3.1 EPIC® D A - V I N C I H - A

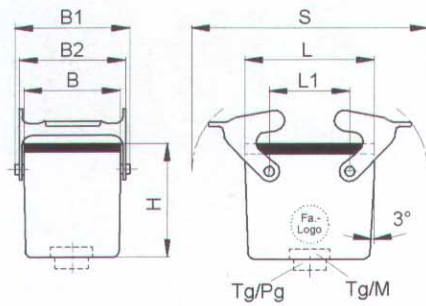
Kupplungsgehäuse / Cable coupler hood / Capot prolongateur



PG



M



EPIC® H-A Gehäuse: Kupplungsgehäuse (Kabeleingang gerade, Querbügel)

EPIC® H-A housings: cable coupler hood (top entry, double locking lever)

Boîtiers EPIC® H-A: capot prolongateur (sortie verticale, double levier)

H-A 32

Artikel part article	Art.Nr. part No. N° art.	PG	M	ZW	L	L1	L2	L3	L4	B	B1	B2	B3	B4	B5	H	H1	H2	S	d	
H-A 32 TBF 21	10588000	21		●	82	49,6				56	70,8	66				76,5				124,5	
H-A 32 TBF 29	10588500	29		●																	
H-A 32 TBF M25	19588000		25																		
H-A 32 TBF M32	19588500		32		82	49,6				56	70,8	66				76,5				124,5	
H-A 32 TBF M40	79510400		40																		

Einsätze / Inserts / Inserts: 1.1: H-A 32 / 1.3: 2 x STA 20 / 1.8: H-D 50

Deckel / Cover / Couvercle: 6.1: H-A 32

Kabelverschraubung / Cable gland / Presse-étoupe: 5.1: Metr. & PG